



SIGMA
TOOLINGS



Speed of INNOVATIONS,
Feed of EXPERTISE

CNC Tool Holding Systems

CNC TOOL HOLDING SYSTEM



DIN 69893 - 1 HSK Tool Holders

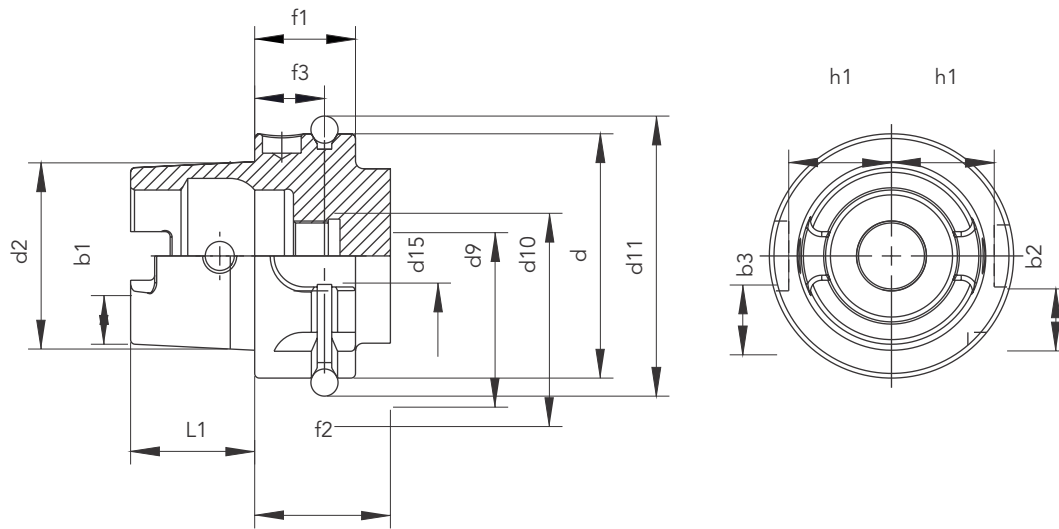
Contents

Shank Details.....	003
Collet Chuck Holder - DIN 6499 Standard Length	004
Collet Chuck Holder - DIN 6499 Extra Length.....	005
Collet Chuck Holder - DIN 6499 Mini Nut.....	006
Tapping Collet Chuck Holder - DIN 6499	007
Side Lock Holder - Standard Length.....	008
Side Lock Holder - Extra Length	009
Side & Face Cutter Arbor.....	010
Face Mill Holder - Through Coolant	011
Face Mill Holder Extra Length - Through Coolant.....	012
Face Mill Arbor - Flange Type.....	013
Test Bar	013
Morse Taper Adaptor - Tanged End	014
Thread Coupling Milling Holder	015
Runout Adjustable Holder - Collect Chuck.....	016
Runout Adjustment Holder - Weldon	017

DIN 69893 - 1 HSK Tool Holders

Shank Details

From - A

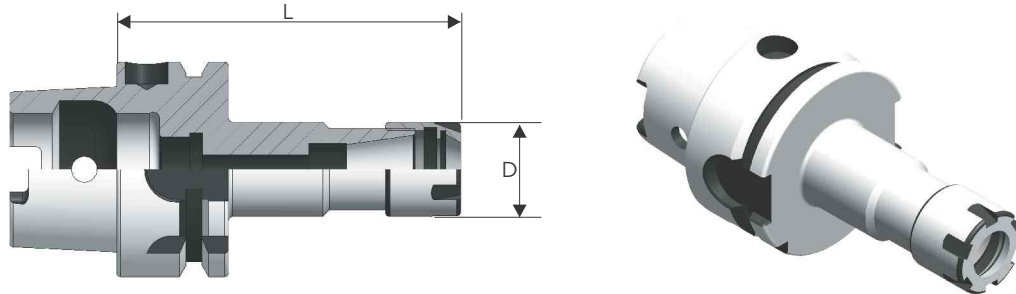


HSK - d	b1 ± 0.04	b2 H10	b3 H10	d2	d9 max	d10 - 0.1	d11 - 0.1	d15	f1 - 0.1
50	10.54	12	14	38.009	50	40	43	59.3	M16x1
63	12.54	16	18	48.010	63	50	55	72.3	M18x1
100	20.02	20	22	75.013	100	80	92	109.75	M24x1.5

HSK - d	f2 min	f3 ± 0.1	h 1 - 0.2	11 - 0.2
50	42	18	21	25
63	42	18	26.5	32
100	42	20	44	50

DIN 69893 - 1 HSK Tool Holders

Collet Chuck Holder DIN 6499 - Standard Length



Taper	Ordering Code	L	D	Wt. in Kgs.
HSK A50	HSKA50ER11.80	19	80	0.6
	HSKA50ER16.80	28	80	0.6
	HSKA50ER20.80	34	80	0.6
	HSKA50ER25.80	42	80	0.6
	HSKA50ER32.80	50	80	0.6
	HSKA50ER40.90	63	90	1
HSK A63	HSKA63ER11.80	19	80	0.7
	HSKA63ER16.80	28	80	0.8
	HSKA63ER20.80	34	80	0.8
	HSKA63ER25.80	42	80	0.9
	HSKA63ER32.80	50	80	1
	HSKA63ER40.100	63	100	1.2
HSK A100	HSKA100ER16.100	28	100	2.2
	HSKA100ER20.100	34	100	2.4
	HSKA100ER25.100	42	100	2.5
	HSKA100ER32.100	50	100	2.7
	HSKA100ER40.100	63	100	2.8
	HSKA100ER50.100	78	100	3.3

Note : Spanner Order Separately
 Special Designs and Size are Available on Request
 Coolant tube and coolant tube spanner order Separately

Accessories



Coolant Tube
(Pg. No.174)



Coolant tube Spanner
(Pg. No.174)




Collet
(Pg. No.171)



Collet Nut
(Pg. No.173)



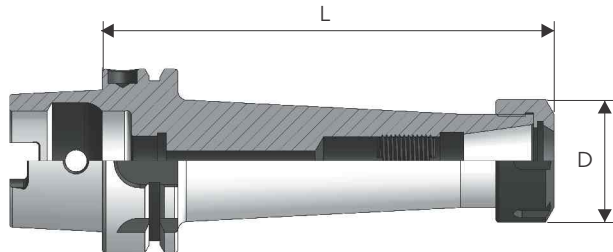
Stopper Screw
(Pg. No. 176)



Spanner
(Pg. No.173)

DIN 69893 - 1 HSK Tool Holders

Collet Chuck Holder DIN 6499 - Extra Length



Taper	Ordering Code	D	L	Wt. in Kgs.
HSK A63	HSKA63ER16.160	28	160	1.3
	HSKA63ER20.160	34	160	1.5
	HSKA63ER25.160	42	160	1.6
	HSKA63ER32.160	50	160	1.9
	HSKA63ER40.160	63	160	2.1
HSK A100	HSKA100ER16.160	28	160	2.6
	HSKA100ER20.160	34	160	2.8
	HSKA100ER25.160	42	160	3
	HSKA100ER32.160	50	160	3.2
	HSKA100ER40.160	63	160	3.9

Note: Spanner Order Separately
 Special Designs and Sizes are Available on Request
 Coolant Tube and Coolant Tube Spanner order Separately

Accessories




Coolant Tube
(Pg. No.174)



Coolant tube Spanner
(Pg. No.174)



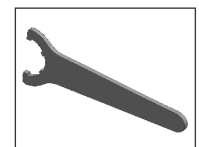
Collet
(Pg. No.171)



Collet Nut
(Pg. No.173)



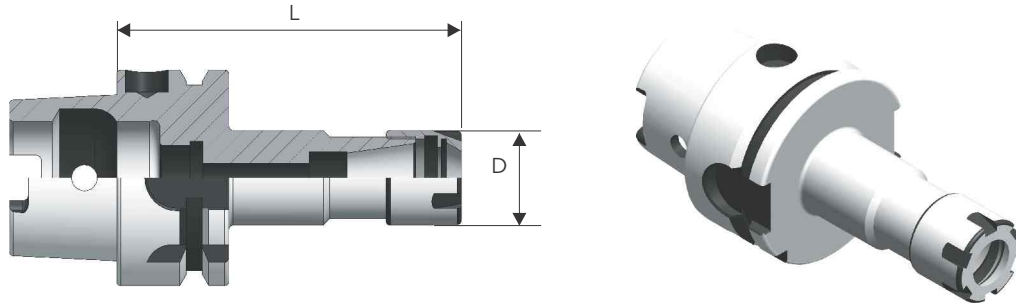
Stopper Screw
(Pg. No. 176)



Spanner
(Pg. No.173)

DIN 69893 - 1 HSK Tool Holders

Collet Chuck Holder DIN 6499 - Mini Nut



Taper	Ordering Code	D	L	Wt. in Kgs.
HSK A50	HSKA050ER16.080M	22	80	0.5
	HSKA050ER20.080M	28	80	0.6
	HSKA050ER25.080M	35	80	0.6
HSK A63	HSKA063ER16.080M	22	80	0.8
	HSKA063ER20.080M	28	80	0.8
	HSKA063ER25.080M	35	80	0.9
HSK A100	HSKA100ER16.100M	22	100	2.1
	HSKA100ER20.100M	28	100	2.2
	HSKA100ER25.100M	35	100	2.4

Note: Spanner Order Separately


Special Designs and Sizes are Available on Request

Coolant Tube and Coolant Tube Spanner order Separately

Accessories



Coolant Tube
(Pg. No.174)



Coolant tube Spanner
(Pg. No.174)




Collet
(Pg. No.171)



Collet Nut
(Pg. No.173)



Stopper Screw
(Pg. No. 176)

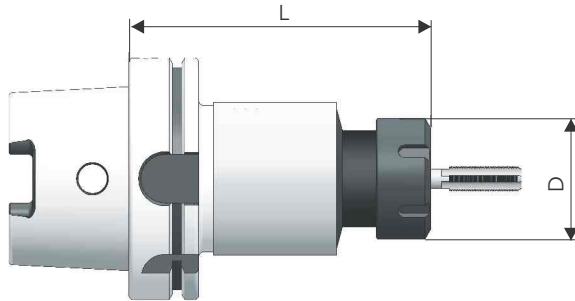


Spanner
(Pg. No.174)

DIN 69893 - 1 HSK Tool Holders

Tapping Collet Chuck Holder - DIN 6499

From - AD



Rigid Tapping Machines Only

Taper	Ordering Code	D	L	Wt. in Kgs.
HSK A63	HSKA63ER32TCCH.140	50	140	2.4
HSK A100	HSKA100ER32TCCH.125	50	125	3

Note : Spanner Order Separately

Special Designs and Size are Available on Request

Coolant tube and coolant tube spanner order Separately

Accessories




Coolant Tube
(Pg. No.174)




Coolant tube Spanner
(Pg. No.174)



Collet
(Pg. No.171)



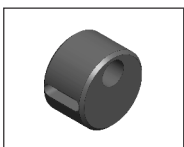
Collet Nut
(Pg. No.173)



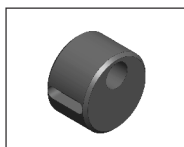
Stud - LH & RH
(Pg. No. 177)



Grub Screw
(Pg. No.177)



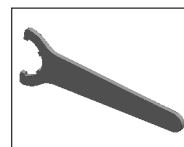
Sliding Ring - RH
(Pg. No.177)



Sliding Ring - LHr
(Pg. No.177)



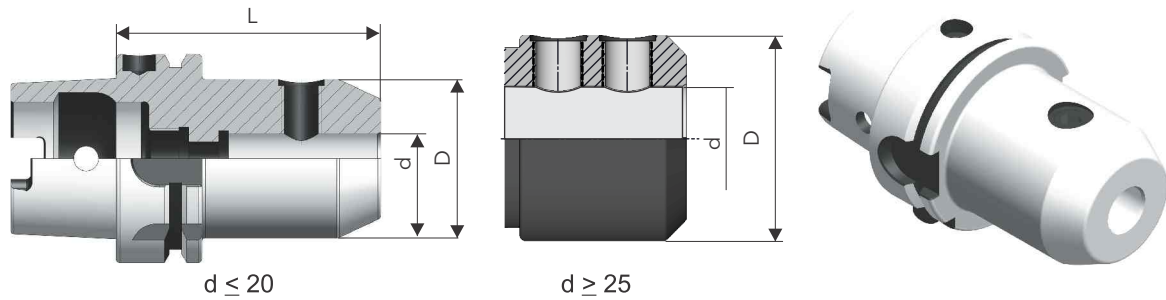
Outer Bush
(Pg. No.177)



Spanner
(Pg. No.177)

DIN 69893 - 1 HSK Tool Holders

Side Lock Holder - Standard Length



Taper	Ordering Code	d	D	L	Wt. in Kgs.
HSK A50	HSKA50SLH08.65	8	28	65	0.6
	HSKA50SLH10.65	10	35	65	0.6
	HSKA50SLH12.80	12	42	80	0.9
	HSKA50SLH16.80	16	48	80	1
	HSKA50SLH20.80	20	52	80	1
	HSKA50SLH25.110	25	65	110	1.8
	HSKA50SLH32.110	32	72	110	1.9
HSK A63	HSKA63SLH08.65	8	28	65	0.8
	HSKA63SLH10.65	10	35	65	0.9
	HSKA63SLH12.80	12	42	80	1.2
	HSKA63SLH16.80	16	48	80	1.3
	HSKA63SLH20.80	20	52	80	1.3
	HSKA63SLH25.110	25	65	110	2.3
	HSKA63SLH32.110	32	72	110	2.5
	HSKA63SLH40.120	40	80	120	3.1
HSK A100	HSKA100SLH08.80	8	28	80	2.2
	HSKA100SLH10.80	10	35	80	2.2
	HSKA100SLH12.80	12	42	80	2.3
	HSKA100SLH16.100	16	48	100	2.8
	HSKA100SLH20.100	20	52	100	3
	HSKA100SLH25.100	25	65	100	3.6
	HSKA100SLH32.100	32	72	100	3.8
	HSKA100SLH40.120	40	80	120	4.7
	HSKA100SLH50.130	50	100	130	6.2

Note: Special Designs and Sizes or Available on Request Coolant Tube and Coolant Tube Spanner order Separately

Accessories




Coolant Tube
(Pg. No.174)



Coolant tube Spanner
(Pg. No.174)



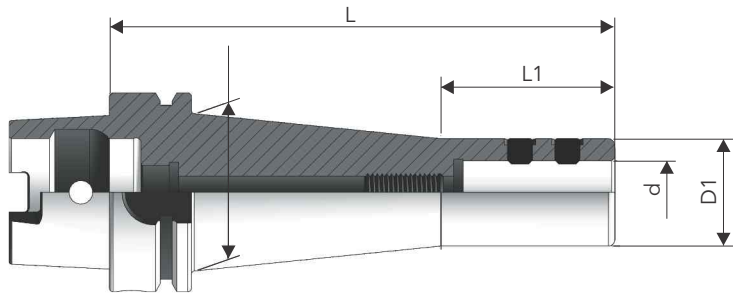
Grub Screw
(Pg. No.178)



Stopper Screw
(Pg. No.178)

DIN 69893 - 1 HSK Tool Holders

Side Lock Holder - Extra Length



Taper	Ordering Code	d	D1	D2	L	L1	Wt. in Kgs.
HSKA63	HSKA63SLH08.160	08	24	34	160	40	1.2
	HSKA63SLH10.160	10	27	38	160	45	1.3
	HSKA63SLH12.160	12	32	42	160	50	1.4
	HSKA63SLH16.160	16	36	44	160	55	1.7
	HSKA63SLH20.160	20	45	50	160	55	1.7
	HSKA63SLH25.160	25	65	65	160	-	3.3
HSK A100	HSKA100SLH08.160	08	24	34	160	40	2.5
	HSKA100SLH10.160	10	27	38	160	45	2.7
	HSKA100SLH12.160	12	32	42	160	50	2.9
	HSKA100SLH16.160	16	36	44	160	55	2.8
	HSKA100SLH20.160	20	45	50	160	55	3
	HSKA100SLH25.160	25	56	65	160	60	5
	HSKA100SLH32.160	32	72	72	160	-	5.6
	HSKA100SLH40.160	40	80	80	160	-	6.3

Note: Spanner Order Separately Special Designs and Sizes are Available on Request Coolant Tube and Coolant Tube Spanner order Separately

Accessories




Coolant Tube
(Pg. No.174)



Coolant tube Spanner
(Pg. No.174)



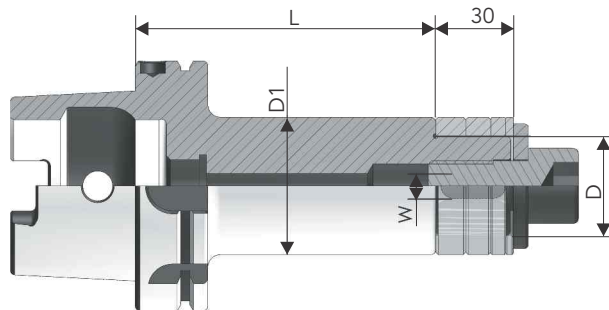
Grub Screw
(Pg. No.178)



Stopper Screw
(Pg. No.178)

DIN 69893 - 1 HSK Tool Holders

Side & Face Cutter Arbor



Taper	Ordering Code	D	L	D1	W	Wt. in Kgs.
HSK A50	HSKA50SFCA16.50	16	50	26	4	0.6
	HSKA50SFCA22.60	22	60	34	6	0.8
	HSKA50SFCA27.60	27	60	40	7	0.9
HSK A63	HSKA63SFCA16.50	16	50	26	4	0.9
	HSKA63SFCA22.50	22	50	34	6	1
	HSKA63SFCA27.60	27	60	40	7	1.1
	HSKA63SFCA32.60	32	60	46	8	1.3
	HSKA63SFCA40.60	40	60	55	10	1.4
HSK A100	HSKA100SFCA16.50	16	50	26	4	2.3
	HSKA100SFCA22.50	22	50	34	6	2.4
	HSKA100SFCA27.50	27	50	40	7	2.5
	HSKA100SFCA32.60	32	60	46	8	2.7
	HSKA100SFCA40.60	40	60	55	10	3

Note: Special Designs and Sizes are Available on Request Coolant Tube and Coolant Tube Spanner order Separately

Accessories



Coolant Tube
(Pg. No.174)



Coolant tube Spanner
(Pg. No.174)



Parallel Key
(Pg. No.184)



Spacer
(Pg. No.184)



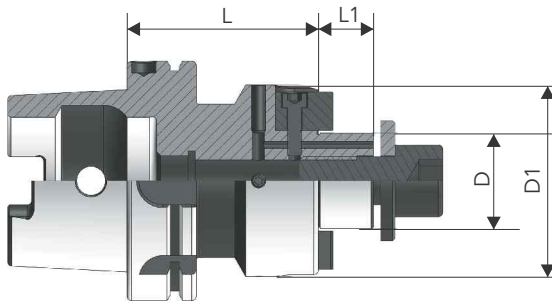
Washer
(Pg. No. 184)



Allen Screw
(Pg. No.184)

DIN 69893 - 1 HSK Tool Holders

Face Mill Holder - Through Coolant



Taper	Ordering Code	D	D1	L	L1	Wt. in Kgs.
HSK A50	HSKA50FMH16.60TC	16	34	60	14	0.6
	HSKA50FMH22.70TC	22	48	70	16	1
	HSKA50FMH27.70TC	27	60	70	18	1.2
HSK A63	HSKA63FMH16.60TC	16	34	60	14	0.9
	HSKA63FMH22.60TC	22	48	60	16	1.2
	HSKA63FMH27.70TC	27	60	70	18	1.5
	HSKA63FMH32.70TC	32	68	70	20	1.7
	HSKA63FMH40.70TC	40	80	70	23	2
HSK A100	HSKA100FMH16.70TC	16	34	70	14	2.2
	HSKA100FMH22.70TC	22	48	70	16	2.6
	HSKA100FMH27.70TC	27	60	70	18	2.9
	HSKA100FMH32.70TC	32	70	70	20	3.3
	HSKA100FMH40.70TC	40	80	70	23	3.9

Note: Special Designs and Sizes are Available on Request Coolant Tube and Coolant Tube Spanner order Separately

Accessories



Coolant Tube
(Pg. No.174)



Coolant tube Spanner
(Pg. No.174)



Driving Key
(Pg. No.182)



Allen Screw
(Pg. No.182)



Washer
(Pg. No.182)



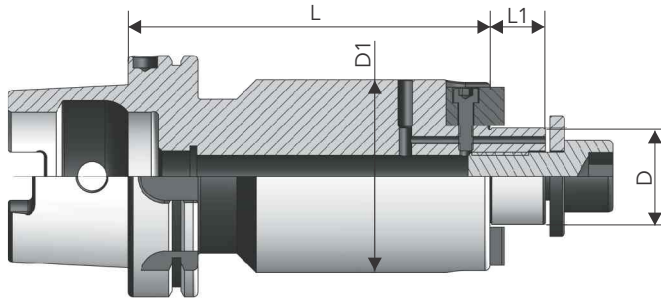
Allen Screw
(Pg. No.182)



Grub Screw
(Pg. No.182)

DIN 69893 - 1 HSK Tool Holders

Face Mill Holder Extra Length - Through Coolant



Taper	Ordering Code	D	D1	L	L1	Wt. in Kgs.
HSK A63	HSKA63FMH16.100TC	16	34	100	14	1.3
	HSKA63FMH22.100TC	22	48	100	16	1.8
	HSKA63FMH27.100TC	27	60	100	18	2.2
	HSKA63FMH32.100TC	32	68	100	20	2.6
	HSKA63FMH40.100TC	40	80	100	23	3.3
HSK A100	HSKA100FMH16.100TC	16	34	100	14	2.9
	HSKA100FMH22.100TC	22	48	100	16	3.3
	HSKA100FMH27.100TC	27	60	100	18	3.6
	HSKA100FMH32.100TC	32	70	100	20	4.2
	HSKA100FMH40.100TC	40	80	100	23	6.6

Note: Special Designs and Sizes are Available on Request Coolant Tube and Coolant Tube Spanner order Separately

Accessories



Coolant Tube
(Pg. No.174)



Coolant tube Spanner
(Pg. No.174)



Driving Key
(Pg. No.182)



Allen Screw
(Pg. No.182)



Washer
(Pg. No.182)



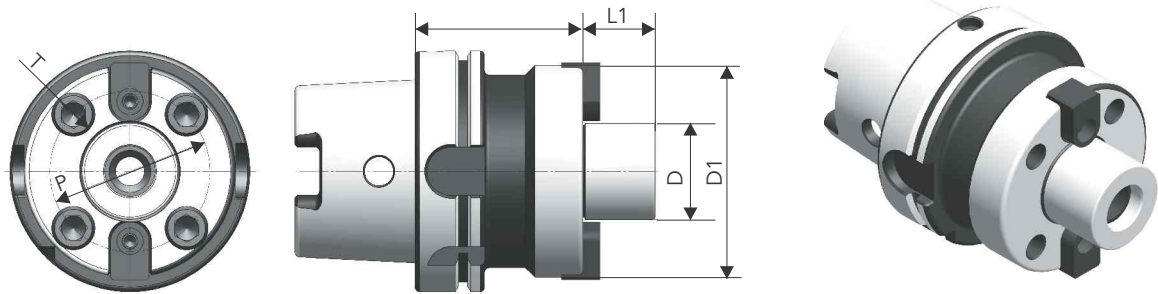
Allen Screw
(Pg. No.182)



Grub Screw
(Pg. No.182)

DIN 69893 - 1 HSK Tool Holders

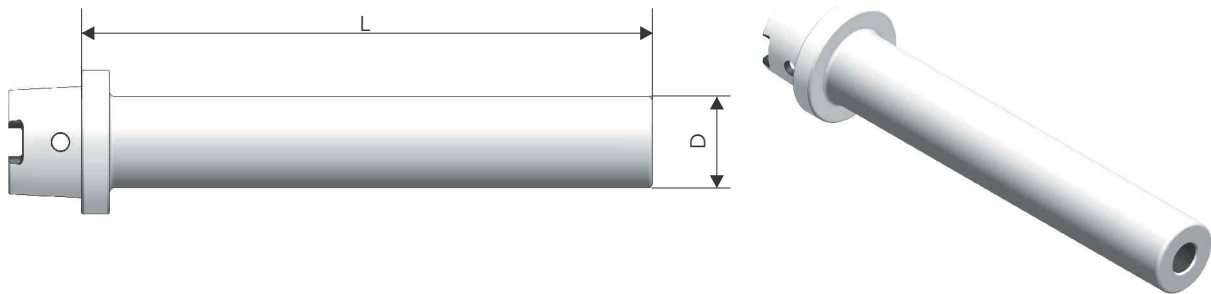
Face Mill Arbor - Flange Type



Taper	Ordering Code	D	D1	L	L1	P	T	Wt. in Kgs.
HSK A100	HSKA100FMA40.70FT	40	88	70	30	66.7	M12	3.9
	HSKA100FMA60.70FT	60	128	70	40	101.6	M16	6.2

DIN-69893-1 HSK

Test Bar



Taper	Ordering Code	L	D	Wt. in Kgs.
HSK 50	TEST BAR HSK 50	32	346	1.4
HSK 63	TEST BAR HSK 63	40	346	3.2
HSK 100	TEST BAR HSK 100	50	300	4.6

Note: Special Designs and Sizes are Available on Request Coolant Tube and Coolant Tube Spanner order Separately

Accessories



Coolant Tube
(Pg. No.174)



Coolant tube Spanner
(Pg. No.174)



Driving Key
(Pg. No.183)



Allen Screw
(Pg. No.183)



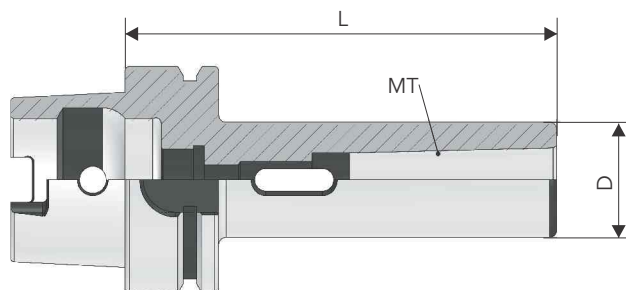
Washer
(Pg. No.183)



Allen Screw
(Pg. No.183)

DIN 69893 - 1 HSK Tool Holders

Morse Taper Adaptor - Tanged End




Taper	Ordering Code	MT No.	L	D	Wt. in Kgs.
HSKA50	HSKA50MT1.100	1	100	25	0.6
	HSKA50MT2.120	2	120	32	0.9
	HSKA50MT3.140	3	140	40	1.2
HSK A63	HSKA63MT1.100	1	100	25	0.9
	HSKA63MT2.120	2	120	32	1.1
	HSKA63MT3.140	3	140	40	1.5
	HSKA63MT4.160	4	160	50	1.9
HSK A100	HSKA100MT1.110	1	110	25	2.2
	HSKA100MT2.120	2	120	32	2.4
	HSKA100MT3.150	3	150	40	2.9
	HSKA100MT4.170	4	170	50	3.3
	HSKA100MT5.200	5	200	70	4.5

Note: Special Designs and Sizes are Available on Request Coolant Tube and Coolant Tube Spanner order Separately

Accessories



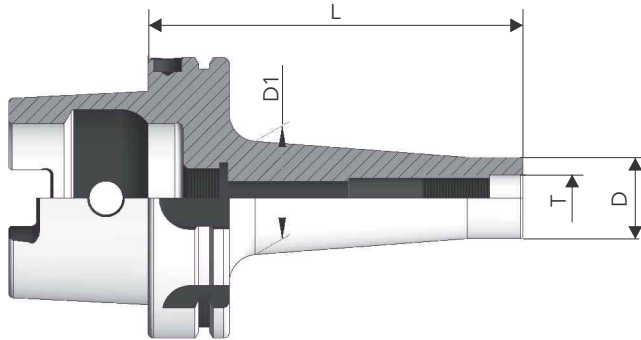
Coolant Tube
(Pg. No.174)



Coolant tube Spanner
(Pg. No.174)

DIN 69893 - 1 HSK Tool Holders

Thread Coupling Milling Holder



Taper	Ordering Code	D	D1	T	L	Wt. in Kgs.
HSK A63	HSKA63TCMH08.84	13	20	M8	84	0.7
	HSKA63TCMH08.134	13	25	M8	134	0.8
	HSKA63TCMH10.84	18	24	M10	84	0.8
	HSKA63TCMH10.134	18	32	M10	134	0.9
	HSKA63TCMH12.134	21	36	M12	134	0.9
	HSKA63TCMH16.84	29	34	M16	84	0.9
	HSKA63TCMH16.134	29	41	M16	134	1.1
HSK A100	HSKA100TCMH08.84	13	20	M8	84	2.1
	HSKA100TCMH08.134	13	25	M8	134	2.3
	HSKA100TCMH10.84	18	24	M10	84	2.1
	HSKA100TCMH10.134	18	32	M10	134	2.4
	HSKA100TCMH12.134	21	36	M12	134	2.4
	HSKA100TCMH16.84	29	34	M16	84	2.2
	HSKA100TCMH16.134	29	41	M16	134	2.6

Note: Special Designs and Sizes are Available on Request Coolant Tube and Coolant Tube Spanner order Separately

Accessories



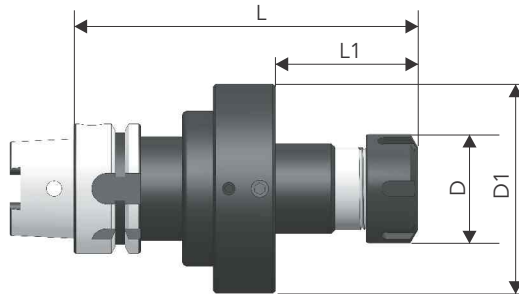
Coolant Tube
(Pg. No.174)



Coolant tube Spanner
(Pg. No.174)

DIN 69893 - 1 HSK Tool Holders

Runout Adjustable Holder - Collet Chuck



Taper	Ordering Code	Suitable Collet	Clamping Range	D	D1	L	L1	Wt. in Kgs.
HSK A50	HSKA50RAHER25.135	ER-25	1-16	42	81	135	55	1.9
HSK A63	HSKA63RAHER25.135	ER-25	1-16	42	81	135	55	2.3
HSK A100	HSKA100RAHER25.145	ER-25	1-16	42	81	145	55	3.7

Note: Special Designs and Sizes are Available on Request Coolant Tube and Coolant Tube Spanner order Separately

Accessories



Coolant Tube
(Pg. No.174)



Coolant tube Spanner
(Pg. No.174)



Collet Chuck Adaptor
(Pg. No.187)



Adjusting Ring
(Pg. No.187)



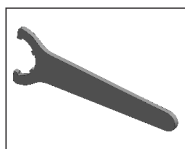
Allen Screw
(Pg. No. 187)



Set Screw
(Pg. No.187)



Collet Nut
(Pg. No.173)



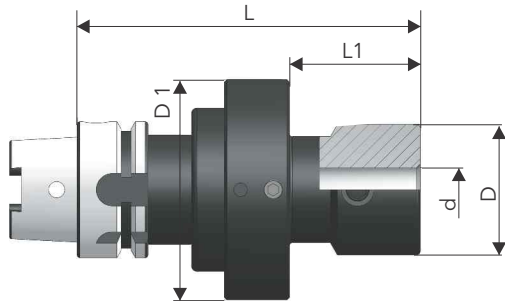
Spanner
(Pg. No.173)



Stopper Screw
(Pg. No.187)

DIN 69893 - 1 HSK Tool Holders

Runout Adjustable Holder - Weldon



Taper ISO	Ordering Code	d	D1	D2	L	L1	Wt. in Kgs.
HSKA50	HSKA50RAH12.125	12	35	81	125	48	2
	HSKA50RAH16.125	16	40	81	125	48	2
	HSKA50RAH20.125	20	50	81	125	48	2.1
	HSKA50RAH25.135	25	50	81	135	58	2.1
HSKA63	HSKA63RAH12.125	12	35	81	125	48	2.2
	HSKA63RAH16.125	16	40	81	125	48	2.3
	HSKA63RAH20.125	20	50	81	125	48	2.4
	HSKA63RAH25.135	25	50	81	135	58	2.4
HSK A100	HSKA100RAH12.135	12	35	81	135	48	3.7
	HSKA100RAH16.135	16	40	81	135	48	3.8
	HSKA100RAH20.135	20	50	81	135	48	3.9
	HSKA100RAH25.145	25	50	81	145	58	3.9
	HSKA100RAH32.150	32	60	115	150	55	7

Note: Special Designs and Sizes are Available on Request Coolant Tube and Coolant Tube Spanner order Separately

Accessories



Coolant Tube
(Pg. No.174)



Coolant tube Spanner
(Pg. No.174)



End Mill Adaptor
(Pg. No.186)



Adjusting Ring
(Pg. No.186)



Allen Screw
(Pg. No. 186)



Set Screw
(Pg. No.186)



Grub Screw
(Pg. No.186)



An ISO 9001-2008 and ISO 14001-2004 Company

www.sigmatoolings.com